



**ET-DCIN8 (P-ET-A-00027)**



ET - DCIN 8 ... is board for INPUT signal of DC by using OPTO ISOLATOR.

- 8 BIT INPUT BY USING IC OPTO ISOLATOR (PC817)
- BE ABLE TO SET INPUT SIGNAL AS INPUT 24 VDC OR INPUT 5 VDC
- LED DISPLAY INPUT
- 34 PIN I/O PORT x 2, 10 PIN ET BUS
- IC ULN2003 OUTPUT PORT 7 BIT OPEN COLLECTOR HIGH CURRENT (500 mA)
- PCB SIZE 13.8 x 6.5 CM
- ET-DCIN 8 INCLUDES; BOARD, USER MANUAL


**ET-DCOUT8 (P-ET-A-00028)**



ET - DCOUT8 ... ET-DCOUT 8 is board for OUTPUT signal of DC by using OPTO ISOLATOR.

- 8 BIT OUTPUT BY USING IC OPTO WITH POWER TRANSISTOR (3A MAX)
- LED DISPLAY OUTPUT
- 34 PIN I/O PORT x 2, 10 PIN ET BUS
- 24 VAC (7824) POWER SUPPLY ON BOARD
- PCB SIZE 13.8 x 6.5 CM
- ET-DCOUT 8 INCLUDES; BOARD, USER MANUAL


**ET-REL8 (P-ET-A-00030)**



ET-REL8...is 8-CH. Output Relay Board with 2 CH. Contact (NO, NC). Board is designed to connect with I/O PORT 34 PIN (ET-BUS) standard ETT

- OUTPUT RELAY 8 CH (COM,NO, NC)
- CONTACT CAPACITY 10A 24VDC
- COIL VOLTAGE 12 VDC,30 mA
- BE ABLE TO SET POWER 12 VDC OF COIL RELAY FROM EXTERNAL OR 34 PIN PORT (IN CASE OF USING ET-PC8255)
- 34 PIN AND 10 PIN ET PORT FOR ETT'S BOARDS
- BE ABLE TO SET PORT A, B, C, AND BE ABLE TO SET 3-CH. ET-REL8 BOARD PER 1-CH.34 PIN PORT
- PCB SIZE 5.5 x 20.5 CM : POWER SUPPLY +5VDC, +12 VDC

**ET-72IOZ80 PLUS (P-ET-A-00039)**




ET-72IOZ80 is ETT's Board Expansion and there's BUS 40 PIN CPU of ETT such as ET-BOARD V3.5, ET-8032, CP-Z80, CP-32 and etc. There's many I/O Port for using in board.


- ET-72IOZ80 IS CONTAINED 3-CH.8255, SO THERE'S 9 PORT OR 72 BIT ON BOARD
- BE ABLE TO SELECT 3 MODES OF RESET IC 8255; CPU RESET LOW, RESET HI, AND POWER ON RESET
- 3-CH.34 PIN OUTPUT STANDARD ETT WITH R-PULL UP DCC I/O PORT BE ABLE TO CONNECT WITH INPUT PORT EASILY, 2-CH. 10PIN ET AND OPEN COLLECTOR 10 PIN, USES IC ULN2008 ON BOARD
- BE ABLE TO SELECT 8 POSITION OF DECODE PORT WITH 2-CH.40 PIN BUS
- PCB SIZE 7.5 x 17.5 CM
- ET-72IOZ80 INCLUDES; ET-72IOZ80 BOARD, USER MANUAL

**ET-SSRAC 8 CH (P-ET-A-00140)**

**ET-SSRAC 4 CH (P-ET-A-00139)**



ET-SSRAC 8 CH




ET-SSRAC 4 CH

ET - SSRAC/ET-SSRAC4 ... is board expansion of ETT's Board for control power 8 Output 220VAC for ET-SSRAC AND and 4 Output for ET-SSRAC4. 6 AMP per each OUTPUT for control ON/OFF circuit such as electronic circuit, ON/OFF Timer and etc.

- ET-SSRAC/ET-SSRAC4 IS OPTO ISOLATION TRIAC DRIVER OUT PUT SEPARAT BOARD FROM 220VAC AND ZERO CROSSING ON/OFF FOR REDUCE INTERRUPTION OF ON/OFF AC LINE
- 8 OUTPUT INDEPENDENTLY 220VAC 6 AMP/CH FOR ET-SSRAC
- 4 OUTPUT INDEPENDENTLY 220VAC 6 AMP/CH FOR ET-SSRAC4
- BE ABLE TO CONNECT WITH I/O PORT 34 PIN, I/O PORT 40 PIN OR 10 PIN ET STANDARD ETT SUCH AS ET-BOARD, CP-Z80 V1
- PCB SIZE 12.5 x 15.5 CM FOR ET-SSRAC
- PCB SIZE 6 x 15.5 CM FOR ET-SSRAC4


**ET-SSRAC V2 (P-ET-A-00079)**



ET-SSRAC V2 ... is SOLID STATE RELAY OUTPUT Board control ON/OFF 220 VAC 8 OUTPUT.It is able to use 10 AMP per OUTPUT and be able to connect with Microcontroller Board of ETT with BUS standard ETT 34 PIN I/O and user can select to connect with PORT A, B, or C.

- BOARD IS OPTO ISOLATION TRIAC DRIVER OUT PUT ET-SSRAC/ET-SSRAC4 IS OPTO ISOLATION TRIAC DRIVER OUT PUT SEPARAT BOARD FROM 220VAC AND ZERO CROSSING ON/OFF FOR REDUCE INTERRUPTION OF ON/OFF LOAD AC KINE 220 VAC
- 8 OUTPUT INDEPENDENTLY 220 VAC 10AMP/CH, WITHHEAT SINK AND FUSE IN EACH OUTPUT
- BE ABLE TO CONNECT WITH BUS I/O STANDARD ETT 34 PIN AND 10 PIN ET
- PCB SIZE 7.8 x 34.5 x 4.2 CM.

**ET-SMCC V2 (P-ET-A-00034)**



ET-SMCC V2.0 is a control board of 2-CH. Stepping Motor or 4 CH.Motor(1-CH. Bipolar Stepping Motor)and be able to connect with 2-CH. DC Motor.

- IC NO. L298N OF SGS-THOMSON
- CHANNEL CONTROL 2 CHANNEL (1 BIPOLAR STEPPING OR 2 DC MOTOR)
- STEPPING FREQUENCY 40 KHz MAX
- OUTPUT DRIVER CURRENT PHASE 4 AMP/50 VDC
- POWER SUPPLY LOGIC BOARD +5V VDC 20 mA
- PCB SIZE 5.5 X 6.5 CM
- ET-SMCC V2.0 INCLUDES; BOARD, USER MANUAL