


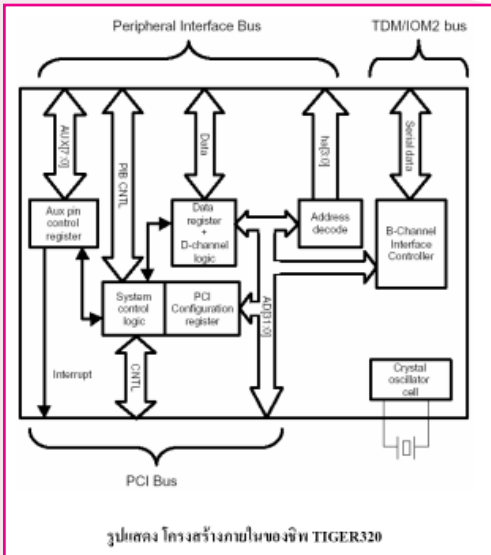
**ET-PCI8255 V3**  
(P-ET-A-00207)

**PCI CARD / CHIP PCI TIGER 320 / 72 BIT I/O**

ET-PCI8255 V3 ... NEW CARD PCI WITH CHIP PCI AS CARD 8255 AND 9 PORT OR 72 I/O PORT ON COMPUTER PC IN SLOT PCI BUS SYSTEM  
PCI CARD / CHIP PCI TIGER 320/72 BIT I/O



● **CHIP** เชื่อมต่อกับระบบ **PCI BUS**  
โดยเฉพาะเบอร์ **TIGER 320** รองรับการทำงาน  
ต่อกับ **PCI BUS V2.2** ได้ตามมาตรฐานของ PCI



● ET-PCI 8255 V3 WHICH IS CARD IN COMPUTER PC IN PCI BUS SYSTEM USES CHIP IC CONNECTING WITH PCI BUS SYSTEM. ESPECIALLY IN **NO. TIGER320** BECAUSE THERE'S CHIP SUPPORTING PCI BUS V2.2 WITH STANDARD OF PCI TO SOLVE PROBLEM OF DIFFERENT OS AND SPEED


- THERE'S 3 CH PORT 8255 OR 9 PORT (72 BIT I/O ON CARD)
- RELAY 1 CH ON BOARD WITH PORT NO, NC, COM, LED POWER, LED ON/OFF RELAY
- 3 CH 34 PIN HEADER BOX PORT
- WITH EXAMPLE PROGRAM, LIBRARY DRIVER TO WRITE AND DEVELOP PROGRAM ON VP AND DELPHI
- BE ABLE TO USE CARD ON OS SYSTEM ON WINDOWS 98/ME/XP/2000/NT, PCB CARD SIZE 9.2 x 19 CM.

● **ET-PCI8255 V3** INCLUDES;

1. CARD ET-PCI8255 V3
2. CD-ROM WITH PROGRAM FILE AND FILE PDF USER MANUAL



**ET-BASE LPT1 V1.0**  
(P-ET-A-00248)




Board I/O that uses IC No.8255 has 3 PORT or 24 BIT to be interfaced with computer PC through Connector PRINTER PORT 25 PIN (not be interfaced through CONVERTER USB TO PARALLEL), so it make us interface Board with computer PC easier. It is suitable for using computer PC to be controller or test writing simple program to control through computer PC.

- 1 PORT IC 8255, 3 PORT FOR (24 BIT) INPUT/OUTPUT TTL
- 1 CONNECTOR 34 PIN HEADER BOX for interfacing with ETT BOARD'S COMPONENTS such as RELAY BOARD (ET-REL8, ET-INOUT24), SSRAC (ET-SSRAC 4, ET-SSRAC, ET-SSRAC V2)
- CONNECTOR DB 25 PIN FEMALE for interfacing PAIR CABLE with PRINTER PORT of computer PC
- POWER SUPPLY 7805 ON BOARD using with POWER SUPPLY DC/AC 9 - 12V (OPTION)
- PCB SIZE 6.2 x 8.1 cm.
- CAN BE USED WITH BOARD ET-BASIC I/O V1
- **ET-BASE LPT V.0** consists of
  1. BOARD ET-BASE LPT1 V1.0
  2. CD-ROM User's Manual and EXAMPLE of written VISUAL BASIC PROGRAM
  3. CABLE 25 PIN HEADER



**CP-jrLPT1 V1.0**  
(P-CP-A-00076)



It is a Board that has the same specifications as version ET-BASE LPT V.0 but there is additional PCB (Prototype Working Area).

- PCB SIZE 15.3 x 9 cm.
- PCB (Prototype Working Area) SIZE 8.5 x 6 cm.
- **CP-jrLPT1 V1.0** consists of
  1. BOARD CP-jrLPT1 V1.0
  2. CD-ROM User's manual and EXAMPLE of written VISUAL BASIC PROGRAM
  3. CABLE 25 PIN HEADER

