


**CP-AVR V3/8535 (AVR ISP)**

(P-CP-A-00082)

**CP-AVR V3/16 (AVR ISP)**


(P-CP-A-00083)



- CP-AVR V3/8535 (AVR ISP) USES CPU ATMEGA8535; RUNS WITH FREQUENCY 8 MHZ AND CAN WRITE FLASH MEMORY PROGRAM 8 KBYTE, EEPROM 512 BYTE, RAM 512 BYTE
- CP-AVR V3/16 (AVR ISP) USES CPU ATMEGA16; RUNS WITH FREQUENCY 8 MHZ AND CAN WRITE FLASH MEMORY PROGRAM 16 KBYTE, EEPROM 512 BYTE, RAM 1024 BYTE
- A TO D 10 BIT 8 CH
- 34 PIN I/O ET BUS
- 4 PIN RS232 (MAX232 ON BOARD)
- 7805 POWER SUPPLY ON BOARD
- POWER SUPPLY 7-12VDC
- PROJECT PCB SIZE 8.5 X 6 CM.
- PCB SIZE 15.3 X 9 CM.
- CAN DOWNLOAD PROGRAM HEX FILE INTO MCU AS ISP INTERFACE (AVR ISP) THROUGH CONNECTOR 10 PIN ET AVR ISO; CAN USE IT WITH ET-AVR ISP USB V1 FOR DOWNLOADING PROGRAM THROUGH CONNECTOR USB PORT; OR USE IT WITH ET-AVR ISP FOR PROGRAMMING THROUGH CONNECTOR PRINTER PORT

● CP-AVR V3/8535, V3/16 (AVR ISP) CONSIST

1. BOARD
2. CD-ROM




**CP-AVR V4/8535 (AVR ISP)**

(P-CP-A-00086)

**CP-AVR V4/16 (AVR ISP)**

(P-CP-A-00087)

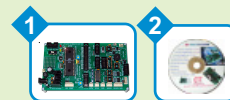


- CP-AVR V4/8535 (AVR ISP) uses CPU ATMEGA8535 that runs frequency 8 Mhz. It can write Program FLASH 8KBYTE, EPROM 512 BYTE, RAM 512 BYTE
- CP-AVR V4/16 (AVR ISP) uses CPU ATMEGA16 that runs frequency 8 Mhz. It can write Program FLASH 16KBYTE, EEPROM 512 BYTE, RAM 1024 BYTE
- A TO D 10 BIT 8 CH
- 34 PIN I/O ET BUS
- 10 PIN I2C IN/OUT
- 10 I2C BUS
- 10 PIN ADC I/O
- CONNECTOR MAGNETIC CARD ETT
- 4PIN RS232 ON BOARD (MAX232)
- 6PIN RS422/485 (75176 OPTION)
- PCF8574 I/O PORT I2C (OPTION)
- RTC PCF8583 I2C Interface with internal RAM 240 BYTE (OPTION)
- 24XX EEPROM 32K-512K BIT Memory (OPTION)
- 1 RELAY 2 CONTRAC COIL 5VDC (OPTION), MINI SPEAKER ON BOARD
- 14 PIN LCD PORT CHARACTER TYPE
- 7805 POWER SUPPLY ON BOARD
- POWER SUPPLY 7-12VDC
- PCB SIZE 15.3 x 9 cm.

● Download Program HEX FILE into MCU by ISP INTERFACE (ISP USB) through Connector 10 PIN ET AVR ISP; using it with ET-AVR ISP USB V1 to download Program through Connector USB PORT; or using it with ET-AVR ISP to program through PRINTER PORT

● CP-AVR V4/8535 and V4/16 (ISP USB) consist

1. Board
2. CD-ROM




**CP-AVR V3/8535 EXP (AVR ISP)**

(P-CP-A-00084)

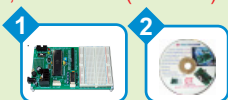
**CP-AVR V3/16 EXP (AVR ISP)**

(P-CP-A-00085)



- CP-AVR V3/8535 EXP (AVR ISP) uses CPU ATMEGA8535 that can run frequency 8 MHz. It can write Program FLASH 8KBYTE, EEPROM 512 BYTE, RAM 512 BYTE
- CP-AVR V3/16 EXP (AVR ISP) uses CPU ATMEGA16 that runs frequency 8 MHz. It can write Program FLASH 16K BYTE, EEPROM 512 BYTE, RAM 1024 BYTE
- Its specifications are as same as version CP-AVR V3/8535 (ISP USB) and V3/16 (ISP USB) but there's additional Project Board and change Connector from Connector 34 PIN Male to 34 Pin Female and increase 2 Connector VCC and GND Female
- Use PROJECT BOARD AD-102 that is 8x6 cm. and good quality
- CP-AVR V3/8535 EXP, V3/16 EXP (AVR ISP) consist

1. Board
2. CD-ROM



**ET-BASE AVR TINY2313**

(P-ET-A-00304)



It is AVR Board MICROCONTROLLER from ATMEL that is designed to be a small size ET-BASE of ETT. It can be used to control general purpose or interface with ET-BASE I/O V1.0.

- Use ATTINY2313 20 PIN DIP and run with XTAL 7.3728MHz (Collect data 1 CYCLE CLOCK/Command)
- 2KBYTE FLASH PROGRAM, 128BYTE INTERNAL RAM, 128BYTE EEPROM
- Can directly DOWNLOAD program into FLASH Memory through Connector PRINTER PORT with ET-AVR ISP that is attached with set
- 15 BIT I/O by interfacing to be 1 of 10 PIN ET, 6 PIN & 3 PIN WAFER
- 4 PIN RS232 PORT MAX232 ON BOARD
- 14 PIN LCD CONNECTOR as CHARACTER TYPE, DS1307 RTC (OPTION), 24XX EEPROM (OPTION), PCB SIZE 6.2 x 8.1 cm
- 7805 POWER ON BOARD INPUT 7 - 12VDC can be used with DC ADAPTER version 10VDC/850mA (A-AP-A-00001)

● ET-BASE AVR TINY2313 consists of

1. Board
2. CD-ROM
3. Cable DOWNLOAD ET-AVR ISP.

