


**CP-2051 (P-CP-A-00020)**



- CPU AT89C2051 (2K FLASH) RUN 11.05 Mhz
- MCS51 COMPATIBLE (P1,P3) 2K PROGRAM
- 15 BIT I/O (P1,P3 89C2051)34 PIN ET x 1
- 16 BIT TTL PORT (74HC595)
- 14 PIN LCD CONNECTOR
- RS232 PORT 1 CH RS422/485 (OPTION)
- POWER SUPPLY 7805 ON BOARD
- POER SUPPLY 7-12VDC


• PCB SIZE 5 x 7.5 CM  
 • DEVELOP PROGRAME IN CPU 8031 BOARD CONNECTED WITH PORT P1, P3 AND COPY DATA INTO CPU 2051 OR ET-SPI51 V2.0

• CP-2051 INCLUDES;

1. CP-2051BOARD
2. DISK
3. USER'S MANUAL



**CP-2051 V2 (P-CP-A-00021)**




- CPU AT89C2051 (2K FLASH) RUN 11.05 Mhz
- MCS51 COMPATIBLE (P1,P3) 2K PROGRAM
- 15 BIT I/O (P1,P3 89C2051)34 PIN ET x 1
- 16 BIT TTL PORT (74HC595)
- 14 PIN LCD CONNECTOR
- RS232 PORT 1 CH RS422/485 (OPTION)
- POWER SUPPLY 7805 ON BOARD
- DS1232 POWER ON RESET (OPTION)
- 93C46,93C56 EEPROM (OPTION)
- DS1820 DALLAS (OPTION)
- DEVELOP PROGRAME IN CPU 8031 BOARD CONNECTED WITH PORT P1, P3 AND COPY DATA INTO CPU 2051 OR ET-SPI51 V2.0

• CP-2051 V2 INCLUDES;

1. CP-2051V2 BOARD
2. DISK
3. USER'S MANUAL



**CP-2051 V2 PLUS (P-CP-A-00022)**



Microcontroller which is a small board is developed from CP-2051 Microcontroller.

- CPU AT89C2051 (2K FLASH), RUN 11.05 Mhz
- MCS51 COMPATIBLE (P1,P3)2K PROGRAM
- 15 BIT I/O (P1,P3 89C2051)34 PIN ET x 1
- 16 BIT TTL PORT (74HC595)
- 14 PIN LCD CONNECTOR
- RS232 PORT 1 CH RS422/485 (OPTION)
- POWER SUPPLY 7805 ON BOARD
- DS1232 POWER ON RESET (OPTION)
- 93C46,93C56 EEPROM (OPTION)
- DS1820 DALLAS (OPTION)
- 4 OUTPUT RELAY 10AMP NO,NC,COM,
- 4 INPUT OPTO ISOLATION PC817
- PCB SIZE 9 x 14 CM

Continue ...

• DEVELOP PROGRAME IN CPU 8031 BOARD CONNECTED WITH PORT P1, P3 AND COPY DATA INTO CPU 2051 OR ET-SPI51 V2.0

• CP-2051 V2 PLUS INCLUDES;

1. CP-2051V2 V2 PLUSBOARD
2. DISK
3. USER'S MANUA



**ET-MCP V3.03 (P-ET-A-00085)**



MCS51 PROGRAMMER CPU ATMEL from ETT, be able to run on COMPUTER PC through PORT RS232 and be able to use with MCS51 and special be able to use with CPU ATMEI NO.AT89C55 WD and run program on Windows.

• BE ABLE TO USE WITH MCS51 CPU ATMEL 20 PIN AND 40 PIN NO.AT89C1051, AT89C2051, AT89C4051, AT89C51, AT89C52, AT89S8252, AT89S51, AT89S52, AT89S53, AT89C55 AND SPECIAL TO USE WITH AT 89C55 WD

• RUN ON COMPUTER PC THROUGH PORT RS232 ON WINDOWS 95, 98, NT, 2000

• BE ABLE TO COPY, PROGRAM, ERASE, BLANK, READ, VERIFY, FUSE EDIT, LOOK BIT 123, VIWE MEMORY, AUTO PROGRAM (ERASE / BLANK / PROGRAM /VERIFY /LOOKBIT 123)LOAD, SAVE, WITH MENU HELP IN THAI


- 40 PIN TEXT TOOL BE ABLE TO USE WITH 8 PIN, 20 PIN, 40 PIN
- PLASTIC BOX

• ET-MCP V3.0 INCLUDES;

1. ET-MCP V3.03 BOARD
2. 16VDC ADAPTER DC
3. CD-ROM
4. ET-RS232 DB 9 PIN CABLE



**ET-AFP V1 (P-ET-A-00077)**



• BE ABLE TO USE WITH CPU ATMEL SIZE 20 PIN NO. AT89C1051, AT89C2051, AT89C4051 SIZE 40 PIN NO. AT89C51, AT89C52, AT89S8252, AT89S53, AT89C55

• BE ABLE TO COPY, PROGRAM, ERASE, BLANK, READ, VERIFY, FUSE EDIT, LOCK BIT 1, 2, 3

• BE ABLE TO SEARCH NO. CPU ATMEL MCS51, AVR

• 40 PIN TEXT TOOL AND BE ABLE TO USE WITH 40 PIN AND 20 PIN CPU IC

• CONNECTING WITH COMPUTER PC THROUGH RS232 PORT

• ET-AFP V1.0 INCLUDES;

1. ET-AFP V1.0 BOARD
2. USER MANUAL
3. ADAPTER 16V DC
4. ET-RS232 DB 9 PIN CABLE

