

SUPPORTED ACCESSORIES FOR ET-ROBOTICS SYSTEM FROM ETT

BATTERY SL6-1.3
(A-BA-B-00008)

● **BATTERY SL6-1.3** It is Sealed Rechargeable battery 6 V 1.3 AMP size 97x24x51x55 mm. weight 0.32 Kg. with wire connector.




R-WHEEL SERVO
(A-MO-M-00022)



Wheels with rubber diameter 6.7CM. is designed for connecting with SERVO MOTOR S03N, S03T

R-WHEEL SERVO BIG 1
(P-ET-A-00257)



It's a wheel set with a large rubber that can be used with ET-ROBOT. It interfaces with SERVO MOTOR of ROBOT, it makes robot moving better and more rapid. Moreover, there's plastic pole that can modify the front wheel and SENSOR Board suitably.

- 2 Plastic wheels and rubbers with pole to hold SERVO MOTOR and diameter of wheel is 12 CM.
- 8 of 3 cm plastic poles and male nuts
- When using Wheel Servo BIG1, it needs to adjust R on Board R-TRACKER3 and program Time delay for moving to increase or expand line to detect the moving.

R-JOIN LEGO SET
(P-ET-A-00179)



It is joint set with port connector to attach or adapt board sensor such as R-SW2, R-REFLEX or build preferably with nuts to attach with plate of car.

1. TECHNIC CONNECTOR 2 x3
2. TECHNIC BALL JOINT
3. TECHNIC ANGLE
4. TECHNIC AXLE 8
5. TECHNIC AXLE 3 WITH STUD
6. TECHNIC AXLE 3
7. TECHNIC CONNECTOR WITH AXLE HOLE
8. TECHNIC AXLE JOINT OFFSET WITH PLASTIC POLE HTS-315, HTS-306 AND METAL NUTS



ET-CHARGER BOX 6V
(P-ET-A-00284)

● **CHARGERS ET-CHARGER BOX 6V** It is battery charger 6V 1.5AMP and is able to use with battery SL6-1.3




R-WHEEL FRONT 25
(A-MO-M-00036)



It is front wheel and mini caster wheel with diameter 2.5 CM.

R-BASE
(A-BX-I-00035)



● **R-BASE** It is structure of car made of ALUMINUM and gilded with ANODIAED Blue with 3mm. thick for using with SERVO MOTOR S03N, S03T.


ET-ROBOTICS SYSTEM 2 BASE
(P-ET-A-00123)

It is a set of building robotic car, there's many accessories in package;



1. 1-R-BASE
2. 2-SERVO MOTOR S03T/STD/JR (BE ABLE TO MODIFY ROTATION AS 360°)
3. 2-WHEEL SERVO
4. 1-R-WHEEL FRONT 25
5. 12-PLASTIC POL EHTS-325 (WITH NUTS)
6. 1-USER MANUAL SERVO MOTOR

PROJECT PCB M4
(C-YE-B-00009)



● **PROJECT PCB M4** PCB size 15.3 x 9 cm. for connecting with R-BASE

CHARGERS S-II
(A-AP-C-00003)

● **CHARGERS S-II** It is battery charger with battery NI-MH or NI-CD size AA or AAA TYPE. Be able to charge 2 batteries / time and be able to use DC 220V and VC 12V.

BATTERY
NI-MH:AA2300



CHARGERS S-II

R-WHEEL LEGO 43.2
(P-ET-A-00205)



Wheel set with rubber and Modify Set to connect with SERVO MOTOR S03N, S03T with diameter 4.32 CM.

R-WHEEL LEGO 81.6
(P-ET-A-00209)



Wheel set with rubber and Modify Set to connect with SERVO MOTOR S03N, S03T with diameter 8.16 CM.

R-SERVO MOUNT
(P-ET-A-00206)




It is 2 metal plates to attach SEVO and 4 nuts to attach SERVO S03 and be able to adapt SERVO in many project works.



INSTALLING SET OF R-SERVO MOUNT WITH ET-ROBOT.

R-PLATE 2X6 LEGO SET
(P-ET-A-00212)



It is LEGO with 2 x 6 Black Plate x 6 and 4 x 9 White Wing x 2 with MODIFY and Nuts to attach with ET-ROBOT 877, RD2 and STAMP P40 beside of car and users can attach ET-ROBOT with other LEGO.

