



ET-ROBOT 877 (P-ET-A-00142)


* 3,690.-



It is set for learn and study robot with CPU PIC ของ MICROCHIP PIC16F877



LCD DISPLAY 16 CHARACTER 2 LINES



R-TRACKER 3
SENSOR TRACKER 3 CHANNEL




ET-ROBOT 877-IC7407

CPU PIC16F877



8 Kwords Flash



SW SENSOR MICRO SW WITH BUMPER LEGO SET



BATTERY 6V-1.2/1.3A



ET-CHARGER BOX 6V





PLATE ALUMINUM



SERVO MOTOR S03T/STD/JR TORQUE 7.2 Kg - cm

ET-ROBOT 877 (CPU MICROCHIP PIC16F877) ROBOT SERVO MOTOR FROM ETT TEAM. IS USED CPU MICROCONTROLLER PIC FAMILY No. PIC16F877 FREOM MICROCHIP WHICH IS ABLE TO DEVELOP PROGRAM FOR USING WITH COMPUTER AND DOWNLOAD PROGRAM ON COMPUTER INTO BOARD ET-ROBOT RD2 DIRECTLY THROUGH PARALLEL PORT.

BE ABLE TO DEVELOP THEN PROGRAM FOR USING WITH CPU IN VARIOUS STYLE SUCH AS LANGEAUE ASSEMBLY, C, BASIC.

SPECIFICATIONS ET-ROBOT 877

- ROBOT PLATE MADE OF ALUMINUM GUILTED WITH ANODIAED BLUE 3MM. THICK
- USE 2-DC SERVO MOTOR S03T/STD/JR WITH TORQUE 7.2 KG.CM/ SERVO MOTOR TO MODIFY WHEEL TO TURN LEFT/RIGHT
- CPU PIC16F877 FROM MICROCHIP WITH CPU PIC 8 KWORDS FLASH MEMORY WHICH IS ABLE TO DELETE AND REWRITE, 386 BYTE RAM, 256 BYTE EEPROM, RUN 10 MHZ ON BOARD
- LCD DISPLAY 16 CHARACTER 2 LINE
- RS232 PORT MAX232 ON BOARD
- A TO D 4 CH 10 BIT
- RTC DS1307 (OPTION), EEPROM 24XX (OPTION), CIRCUIT LOW VOLT DETECT (OPTION)
- 1 INPUT SW, 4 INPUT DIP SW, 10 BIT I/O PORT, 4 LED OUTPUT, 3 INPUT LED, MINI SPEAKER ON BOARD

- There are various languages to develop and write program for using with CPU such as ASSEMBLY, C, BASIC.
- Provide " ET-ROBOT 877-IC7407 " to interface through IC 7407. It has to remove IC 7407 first and then insert " ET-ROBOT 877-IC7407 " instead; so, it can download DATA into MCU through Connector RJ11 Standard of MICROCHIP (ICD2) (it is compatible with " ET-PGM PIC USB V1/V1 PLUS/V2, ET-PGM PIC PK3/PK3 PLUS "(OPTION)). In this case, it can download data through PORT USB instead of PRINTER PORT).
- If there is no any PRINTER PORT to download data, it can purchase following product to download data through USB PORT
 - ET-PGM PIC USB V1, ET-PGM PIC USB V1 PLUS, ET-PGM PIC USB V2, ET-PGM PIC PK3, ET-PGM PIC PK3 PLUS

ACCESSARIES OF SENSOR ON BOARD ET-ROBOT 877

- R-TRACKER 3 IS LINE DETECTED SENSOR WITH INFRARED 3 CHANNEL, USE INFRARED SENSOR NO. PRP-359F x 3 WITH IC OPAMP NO.TLC272 WHICH IS ABLE TO DETECT MORE 3 CM DISTANCE IN BLACK LINE AREA
- 4-SW SENSOR WITH MICRO SW FOR BUFFER LOGO

ACCESSARIES OF POWER SUPPLY

- SEALED RECHARGEABLE BATTERY 6V 1.3A, BE ABLE TO USE MORE THAN 2 HOURS, WITH BATTERY CHARGER ET-CHARGER 6V
- THERE'S MANUAL,CD-ROM, ET-CAB10P CABLE, RS232 9 PIN CABLE

OPTION : R-LOGO 877 (P-ET-A-00176)



It is additionnal set for ET-ROBOT LOGO 877 and use with LOGO Language. There's PIC16F877 with LOGO INTERPRETER, EEPROM 24LC256, Manual with CD-ROM of ET-ROBOT LOGO 877, and Document for installing program.(Thai Language)

