


ET-BASIC I/O V1.0 (P-ET-A-00132)**TRAINING BOARD FOR STUDY INPUT, OUTPUT WITH LOGIC PROBE AND FOR STUDY DIGITAL AND MICRO SYSTEM**


ET-BASIC I/O V1.0 is made for study and experiment many types of INPUT/OUTPUT. Be able to connect independently through Jumper Wire and user can connect with Project Board or Digital Circuit or ETT's Micro Board such as CPU Mcs-51, AVR, PIC, Basic Stamp and etc. Moreover, users can connect with CPLD (Complex Programmable Logic Device).

ET-BASIC I/O V1.0 includes;


1. BOARD WITH BASIC I/O BOX
2. USER MANUAL
3. ET-JWBOX300
4. ETA05 DC ADAPTER 12 VDC
5. ET-BOX1 PLASTIC BOX

SPECIFICATIONS ET-BASIC I/O V1.0

- 2-COLORS LED 12 BIT LOGIC MONITOR FOR DISPLAY LO,HI STATUS
- 2-CH. INPUT DIP SWITCH 8 BIT
- 8 BIT LOGIC INPUT
- 2-CH. MONOSTABLE PULSE SWITCHES; BOTH NON-INVERTED AND INVERTED
- 1-CH. 4 BIT BCD SWITCH
- 4-CH. SLIDE SWITCH SELECTED AS HI OR LO
- PIEZO BUZZER SPEAKER
- HEX TO 7-SEGMENT WITH LED 2 DIGIT 7-SEGMENT BE ABLE TO DISPLAY 0-9, A-F
- DIRECT CONNECTION LED 2 DIGIT 7-SEGMENT
- 3 x 3 MATRIX LED DISPLAY
- 8 BIT DIGITAL TO ANALOG CONVERTOR (DCA)
- 8 BIT ANALOG TO DIGITAL CONVERTOR (ADC)
- CLOCK AS 1Hz, 10Hz, 100Hz, 1KHz, 10KHz, 100KHz
- LOGIC PROBE
- 840 POINTS 172 x 65 mm.PROJECT BOARD
- BE ABLE TO CONNECT WITH CPLD OR CPU
- POWER 7805 5V AND 7812 12V WITH DC ADAPTER 12VDC 1.5A (ETA05)
- 6 SIZES OF ET-JWBOX 300 WITH 300 WIRES

**ET-BASE MODULE**

ETT designs specifications of Microcontroller Board and CPLD Board to use with ET-BASIC I/O V1.0 in many types for users select preferably.



*** THESE MODULES ARE NOT INCLUDED IN ET-BASIC I/O V1.0.

YOU CAN PURCHASE FROM ETT CO., LTD. ***