


CP-JR ARM7 USB-LPC2148 and CP-JR ARM7 LPC2438 are the new release board ARM7 TDM-s CORE can be run with both 16 BIT and 32 BIT. We design board to be controller and IN-CIRCUIT DOWNLOAD Program into internal Memory directly through PORT RS232. Both 2 versions use the same PCB set but it only is different MCU and circuit USB for version LPC2148.

CP-JR ARM7 USB-LPC2148

(P-CP-A-00080)



Specifications of Version

LPC2148

- MCU ARM7 No.LPC2148 from PHILIPPS
- X' TAL 12.00MHz with maximum high speed 60MHz
- 512KB Flash Memory, 40KB RAM
- PORT 47 I/O PIN to interface with 5V Power Supply
- A TO D 10 BIT 14 CH (except A TO D that is not higher than 3.3V)
- D TO A 10 BIT 1 CH
- UART 2 CH, TIMER 32 BIT 4 CH
- WATCH DOG, REAL TIME CLOCK
- USB FULL SPEED 2.0


- 14 PIN LCD CHARACTER TYPE
- 20 PIN BUS JTAG ARM
- POWER SUPPLY 5VDC can be used with both 2 versions (can apply ET-SWITCHING 5V 1.2A TYPE H)
- PCB 15.3 x 9 CM. and PCB size 8.5 x 5.3 CM.
- CP-JR ARM7 USB-LPC2148 consist of

1. CP-JR ARM7 USB-LPC2148 Board
2. CD-ROM
3. ET-CABLE RS232 DB 9 PIN
4. USB CABLE



CP-JR ARM7 USB-LPC2148 EXP

(P-CP-A-00081)



It has the same specifications as version LPC2148. For version EXE has additional circuit, Project Board and Example Program to test and study. Moreover, user can purchase additional components to test with ET-MINI I/O.

(*** We recommend user should purchase additional Jumper Wire version ET-FF BOX120 or ET-FF WR12/22.)

- PROJECT BOARD version AD-100
- 4 TACT SW
- 1 MINI SPEAKER
- CP-JR ARM7 USB-LPC2148 EXP consist of

1. CP-JR ARM7 USB-LPC2148 EXP Board
2. CD-ROM
3. ET-CABLE RS232 DB 9 PIN
4. USB CABLE



CP-JR ARM7 LPC2138

(P-CP-A-00078)



Specifications of Version

LPC2138

- MCU ARM7 No.LPC2138 from PHILIPPS
- X'tal 19.6608MHz with maximum high speed 58.982MHz
- 512KB FLASH Memory, 32KB RAM
- PORT 47 I/O PIN to interface with 5V Power Supply
- A TO D 10 BIT 8 CH (except A TO D that is not higher than 3.3V)
- D TO A 10 BIT 1 CH
- UART 2 CH, TIMER 32 BIT 4 CH
- WATCH DOG, REAL TIME CLOCK

- 14 PIN LCD CHARACTER TYPE
- 20 PIN BUS JTAG ARM
- POWER SUPPLY 5VDC can be used with both 2 versions (can apply ET-SWITCHING 5V 1.2A TYPE H OPTION)
- PCB size 15.3 x 9 cm.
- ET-JR ARM7 LPC2214 consists of


Tel : 02-7121120 Fax : 02-3917216
e-mail : sale@etteam.com
www.etteam.com

- POWER SUPPLY 5VDC can be used with both 2 versions (can apply ET-SWITCHING 5V 1.2A TYPE H)
 - PCB 15.3 x 9 CM. and PCB size 8.5 x 5.3 CM.
 - CP-JR ARM7 USB-LPC2138 consist of
1. CP-JR ARM7 USB-LPC2138 Board
 2. CD-ROM
 3. ET-CABLE RS232 DB 9 PIN



CP-JR ARM7 LPC2138 EXP

(P-CP-A-00079)



It has the same specifications as version LPC2148. For version EXE has additional circuit, Project Board and Example Program to test and study. Moreover, user can purchase additional components to test with ET-MINI I/O

- PROJECT BOARD version AD-100
- 4 TACT SW
- 1 MINI SPEAKER
- CP-JR ARM7 USB-LPC2138 EXP consist of


1. CP-JR ARM7 USB-LPC2138 EXP Board
2. CD-ROM
3. ET-CABLE RS232 DB 9 PIN



ET-JR ARM7 LPC2214

(P-ET-A-00300)

ET-JR ARM LPC2214 ... is Board Microcontroller ARM7 TD M-S CORE that uses No.LPC2214 144 PIN LQFP TYPE from PHILIPS. There is special and interesting specifications such as PORT I/O maximum 112 I/O Pin and can DOWNLOAD Program into internal FLASH Memory directly through PORT RS232.



- MCU No.LPC2214 114 PIN LQFP
- X'TAL 19.6608MHz and can collect data maximum 58.9824MHz
- Support IN-SYSTEM PROGRAMMING through PORT RS232
- 256KB Internal FLASH Memory, 16KB RAM
- 112 I/O PIN can be interfaced with Signal DIGITAL I/O 5V level.

There are many FUNCTIONS as follows;

- SPI 2 CH
- A TO D 10 BIT 8 CH (0-3.3V)
- TIMER 32 BIT 2 CH
- REAL TIME CLOCK
- I2C 1 CH
- UART 2 CH 4 PIN ET
- WATCH DOG
- PWM 6 OUTPUT

- 15 of 10 PIN ET to be I/O
- 14 PIN LCD CHARACTER TYPE
- PORT JTAG 20 PIN for REAL TIME DEBUGGER
- POWER SUPPLY can be used with Board 5V (can apply version ET-SWITCHING 5V 2A TYPE H OPTION)
- PCB size 15.3 x 9 cm.
- ET-JR ARM7 LPC2214 consists of

1. ET-JR ARM7 LPC2214 Board
2. CD-ROM
3. ET-CABLE RS232 DB 9 PIN.

